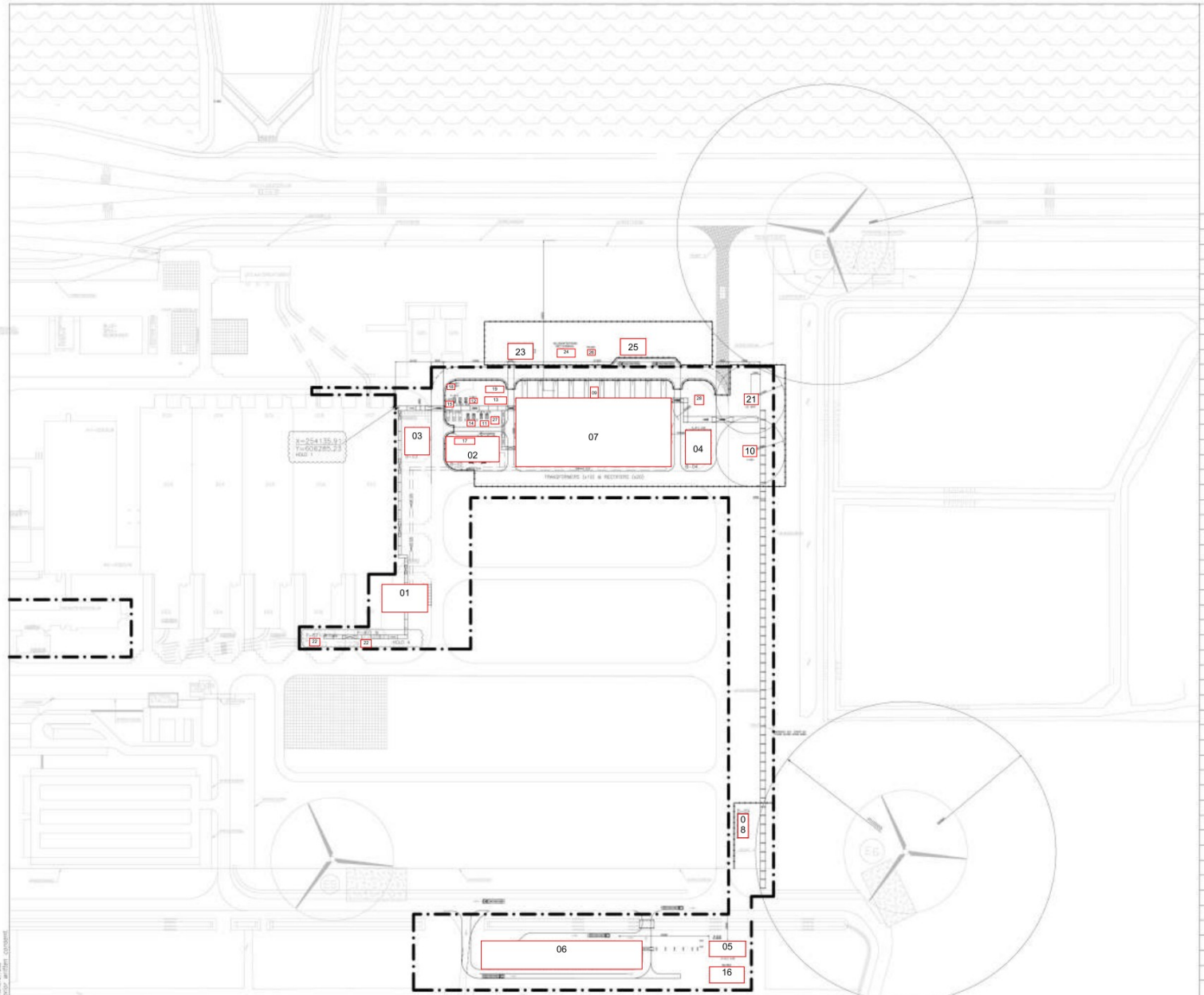


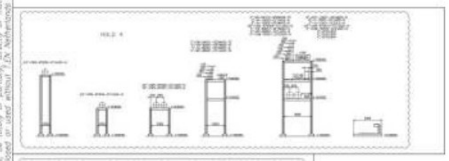


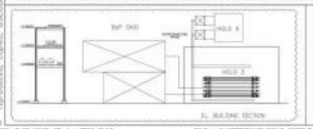


This document or drawing is the property of TEN Netherlands B.V. and shall not, neither in whole nor in part, be disclosed to third parties, be reproduced, copied, stockpiled or used without TEN Netherlands B.V. prior written consent.

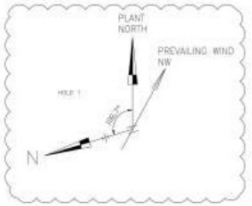


| REFERENCE DRAWINGS | |
|---|---|
| – | KLIC terrein Eemscentrale_TBL |
| 029018T419-EL-0000-001 | Equipment List |

## GENERAL NOTES

- DRAWING IS PRELIMINARY FOR PROPOSAL REASONS. DO NOT BE USED FOR EXECUTION.
- DIMENSIONS ARE PRELIMINARY, TO BE DEFINED DURING NEXT PHASES OF THE PROJECT.
- ALL DIMENSIONS ARE IN MILIMETERES UNLESS OTHERWISE SPECIFIED.
- HIGH POINT OF PAVEMENT (HPP) IS 100.000.

## EQUIPMENT LIST

| TAG | DESCRIPTION |
|---|---|
| | VESSELS |
| V-820 | KOH Drain Drum |
| V-801 | Hydrogen Vent Seal Drum |
| V-878 | Chilled Water Expansion Vessel |
| T-841 | Ultra Pure Water Tank |
| TA-511 | Hydrogen Storage Tank |
| TA-820 | Lye Top Up Tank |
| TA-821 | Lye Buffer Tank |
| V-876 | Cooling Water Expansion Tank |
| V-872 | Service Water Drum |
| | HEAT EXCHANGERS |
| E-511 | LP Hydrogen Compressor Aftercooler |
| E-512 – 1,2,3 | HP Hydrogen Compressor Aftercooler |
| E-513 | HP Hydrogen Compressor Aftercooler Chiller |
| E-872 A/B/C | Sea Water / Glycol Water Exchanger |
| | COMPRESSORS |
| K-511 A/B | LP Hydrogen Compressor |
| K-512 A/B/C | HP Hydrogen Compressor |
| | PUMPS |
| P-874 A/B | Chilled Water Pumps |
| P-841 A/B | Ultra Pure Water Pumps |
| P-872 A/B | Glycol Water Pumps |
| P-861 | Effluent Pit Pump |
| P-871 A/B | Sea Water Circulating Pumps |
| P-873 | Service Water Pump |
| P-862 | Storm Water Collection Pit Pump |
| P-820 | Lye Top Up Tank Pump |
| P-821 | Lye Buffer Tank Pump |
| | MISCELLANEOUS |
| X-301 | Purification and Drying Unit (PDU) |
| X-874 | Chilled Water Unit |
| X-511 A/B | LP Hydrogen Compressor Package |
| X-512 A/B | HP Hydrogen Compressor Package |
| X-861 | Effluent Pit |
| X-521 | Trailer Filling Station |
| X-851 | Liquid Nitrogen Storage |
| X-101-102 | Electrolyzer Package |
| X-862 | Storm Water Effluent Pit |

## BUILDING LIST

| | |
|---|---|
| B-01 | Transformers 22/33kV Building |
| B-02 | Electrical Substation |
| B-03 | E&I Substation and Control Building |
| B-04 | LP Compressor Building |
| B-05 | HP Compressor Building |
| B-06 | Tube Trailing Filling Station |
| B-07 | Electrolyzer Building |
| B-08 | |
| B-09 | Metering Station |

## NOTES

1. BUILDINGS, PIPERACKS, STEEL STRUCTURES, ROADS, PAVED AREAS, FENCES, UNDERGROUND FACILITIES WILL BE UPDATED BASED ON CIVIL STUDIES.
2.

## HOLDS

1. SITE REFERENCE POINT, PREVAILING WIND DIRECTION AND PLANT NORTH DIRECTION TO BE CONFIRMED LATER.
2. DIMENSION TO BE CONFIRMED AT SITE.
3. ELECTROLYZERS, LYE SUPPLY.
4. PIPING ARRANGEMENT, ELECTRICAL ROUTING, SEA WATER LINES.
5. EFLUENT PIT.
6. HVAC.
7. FIRE FIGHTING PACKAGE.

## LEGEND

- NEW PROJECT
- EXISTING
- EXISTING U/G
- U/G
- BATTERY LIMIT
- FENCE
- FUTURE
- HOLD

## KEY PLAN

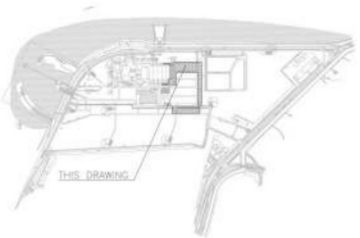


GRAPHIC SCALE 1:1000

0 20 40 60 80 100m

| REV. | DATE | MODIFICATIONS | CHECK | APPD. | APPD. MAN. |
|---|---|---|---|---|---|
| B | 30.06.2023 | Updated for Information | | | |
| A | 06.04.2023 | Issue for Information | | | |

[redacted]

ENGIE Energie Nederland N.V.
Eemshaven, The Netherlands
HyNetherlands Phase 1 Project

Unit Plot Plan – General

Scale 1:1000

029018T 419 DW 0051 002 Rev. B

PROJECT: PLOT DATE: 30-Jun-2023 15:47 FILE: J:\029018T419\DWG\B_IMP\Plot Plan\Plot Plans, Rev. B.dwg PLOTTED BY: jvanderwal