NOTES:

1. ALL DIMENSIONS ARE IN MM UNLESS INDICATED DIFFERENTLY.
2. PROJECT REFERENCE POINT N +0.00 E +0.00 IS EQUALLY TO RIJKSDRIEHOEK COORDINATE SYSTEM POINT X=252022.723 Y=607241.864 .
3. PROJECT REFERENCE COORDINATE EL +100.000 IS EQUALLY TO TOP OF QUAL IS EQUALLY +5.50 N.A.P.
4. PROJECT REFERENCE ELEVATION EL +99.200 IS EQUALLY TO RWE 0.00 IS EQUALLY TO +4.70 N.A.P.

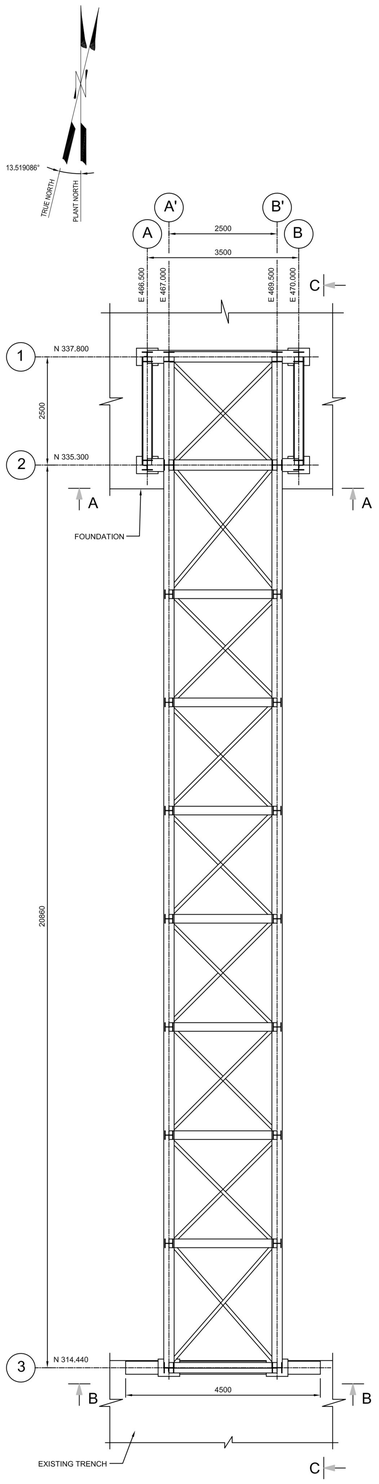

PLAN AT TOS EL +106.750

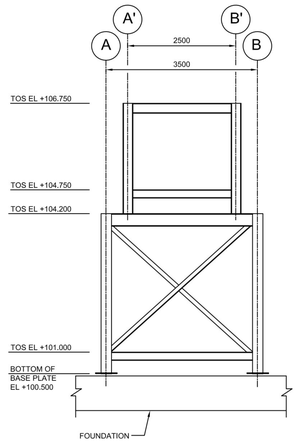

SECTION A-A

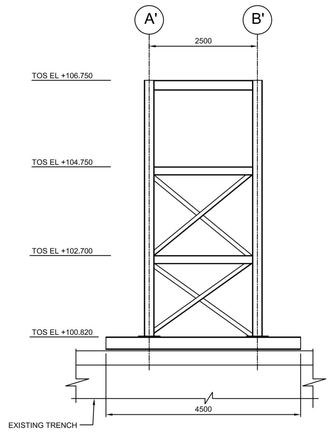

SECTION B-B

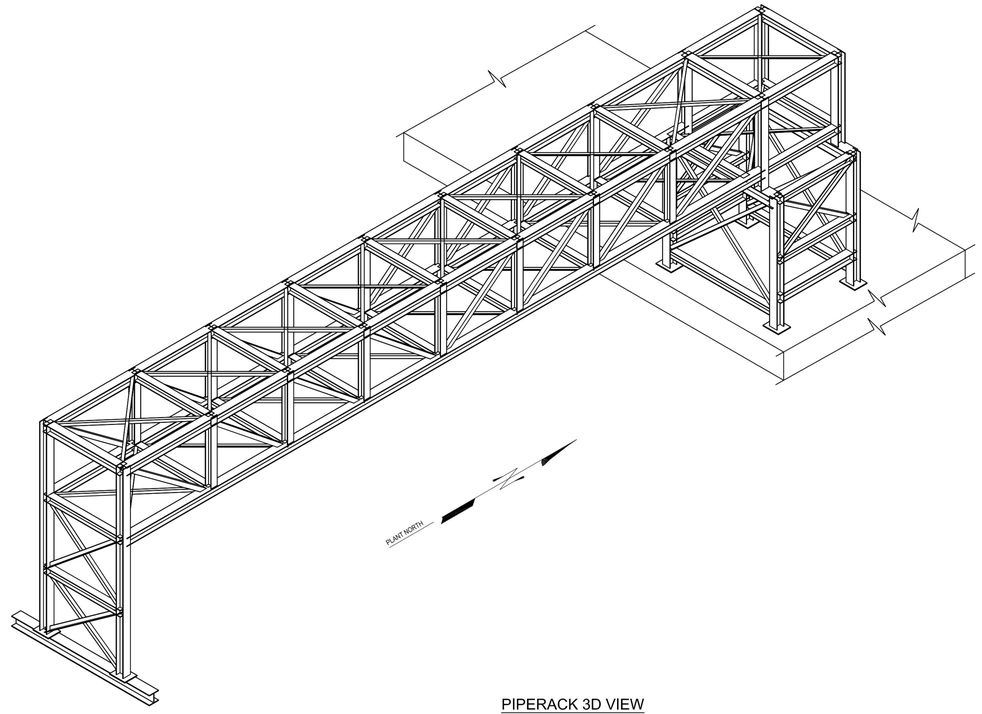

PIPERACK 3D VIEW

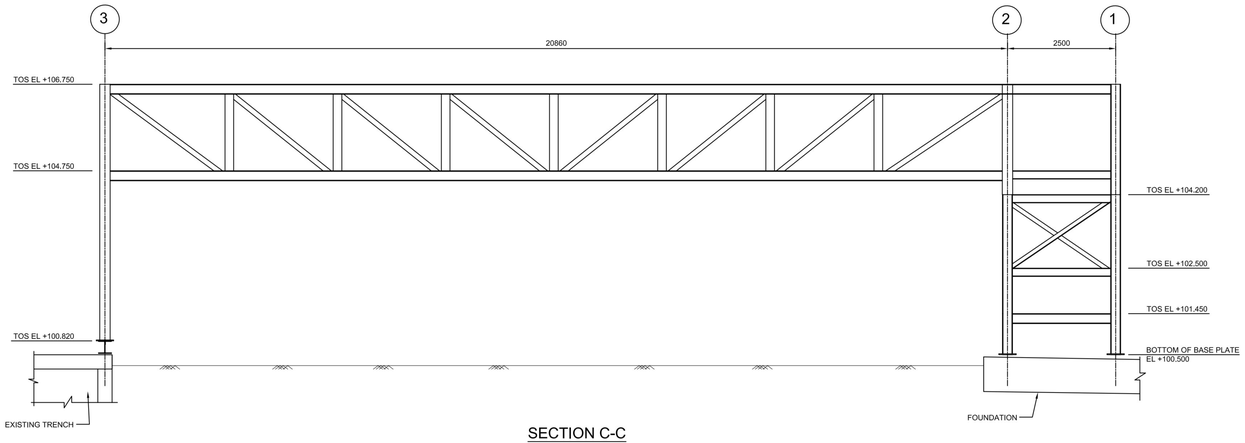

SECTION C-C

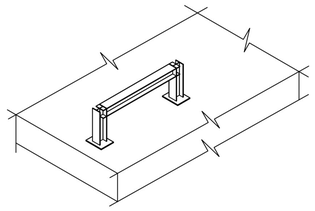

SLEEPER 3D VIEW

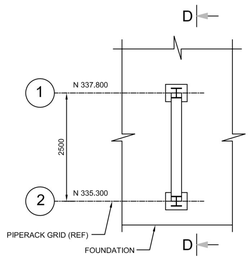

PLAN AT TOS EL +101.450

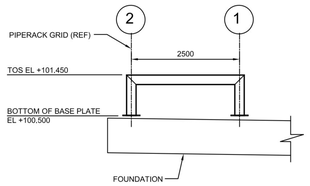

SECTION D-D

REV	DATE	REVISION DESCRIPTION	BY	CHK	APPV
0	07-06-23	ISSUE FOR AUTHORITY APPROVAL			

REV	DATE	REVISION DESCRIPTION	BY	CHK	APPV	REFERENCE DWG NUMBER	REFERENCE DRAWINGS	REFERENCE DWG NUMBER	REFERENCE DRAWINGS

FLUOR®

NOTICE: THIS DRAWING HAS NOT BEEN PUBLISHED AND IS THE SOLE PROPERTY OF FLUOR AND IS LENT TO THE BORROWER FOR THEIR CONFIDENTIAL USE ONLY, AND IN CONSIDERATION OF THE LOAN OF THIS DRAWING, THE BORROWER PROMISES AND AGREES TO RETURN IT UPON REQUEST AND AGREES THAT IT WILL NOT BE REPRODUCED, COPIED, LENT OR OTHERWISE DISPOSED OF DIRECTLY OR INDIRECTLY, NOR USED FOR ANY PURPOSE OTHER THAN THAT FOR WHICH IT IS FURNISHED.

CONTRACT
DESIGNED BY
CHECKED BY
SUPERVISOR — APP DATE
LEAD ENGR/SPEC. — APP DATE
FLUOR — APP DATE
CLIENT — APP DATE
A0 BORDER

gasunie
NV Nederlandse Gasunie
Gasunie Eems Energy Terminal

MEGA PROJECT
NORTH SOUTH PIPEBRIDGE 1 & SLEEPERS
PLANS AND SECTIONS

SCALE	DRAWING NUMBER	REV
1:50	ELNG-FLR-ENG-CIV1-DWG-000101	0

CAD FILE NAME ELNG-FLR-ENG-CIV1-DWG-000101.DWG